

### Message from Senior Leaders

What a start to the new school term! After very much looking forward to and preparing to welcome the children back to school after the Christmas break, we had to change the way we work significantly after the Prime Minister's announcement the close schools. At present, we have children of critical workers in school and they continue to work very hard. The number of children attending school is much higher than during the initial lockdown, which is why we must ask that, wherever possible you keep your children at home to ensure we limited the numbers coming in to contact in the school building.

We have been completely overwhelmed by the hard work of not only the staff in school to make this new way of working come into action as quickly as possible but to you at home for supporting your children in their continue education through remote learning.



Take care and keep up the hard work!

Mrs Sieldle, Mr Foster and Mrs Woodmansey

### Google Classroom Reminder

We understand some families have had some difficult accessing your child's Google Classroom. It must, where possible, be the main form of home learning. If you are still having issues logging in or access the learning please contact school on **01482 326610** or email **admin@stchull.org**



Google Classroom

Each morning, the teacher will also hold a Google Meet to check in with the children. The times are as follows:

FS—10am

KS1—9.00am

Y3/4—9.15am

Y5/6—9.30am



**If your child does not log into their Google Meet, a follow up call may be made to support your child accessing this and their learning.**

### Teacher Phone Calls



We would like to remind all parents and carers that our teachers will be ringing regularly to check in how you are doing and how home learning is progressing. This may be from an unknown number.

**Please ensure you update school if your phone number or email address changes.**

### Outdoor / Indoor activities



An alphabet hunt.

Can you find something beginning with every letter of the alphabet?

**Indoors:** This could be things from your bedroom or other room in your house.

**Outdoors:** What can you find in your garden or on your daily walk?

### Free School Meals

Vouchers will be starting again this week. These can be accessed through the email address you have provided. More information to follow.



Look out for our school Facebook page launching this week! Here you will be able to keep up to date with all the events and information from school.

coming soon!



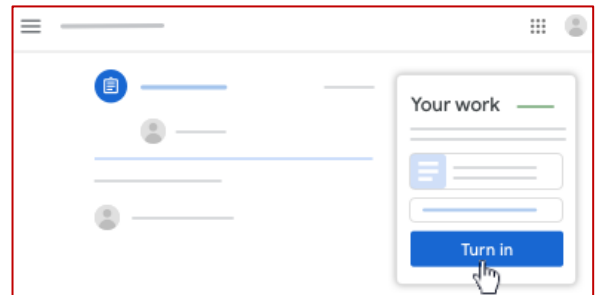

All activities will be uploaded via your child's Google Classroom, if you are unable to access these resources they will be printed on a weekly basis and will be available for collection by contacting the school office. When collecting work, please bring any completed work from the previous week.

Our core offer, outlined below, will be supplemented by the teacher to meet the needs of the children within the classes. All children should access their Google Classroom by 9:00am to see their daily activities and timetable of lessons.

### Why Google Classroom?

Google Classroom is a web based program that works on a wide variety of devices, including smart phones, Chromebooks, ipads/tablets and even games consoles connected to the internet.

Work will be uploaded using editable Google documents that should be 'Turned in' when completed. You are able to add attachments and upload photos and videos to these documents to show what your children have been learning.





### Support

In the first instance, use the Private Message function to contact your child's class teacher, if you are unable to access the Google Classroom email [admin@stchull.org](mailto:admin@stchull.org) or ring then office between 8am – 3pm (01482 326610).

## Key Stage 2

In Key Stage 2, we will offer the following range of activities for your child. The activities will be uploaded for your child daily and weekly as specified below.


Some activities will have teacher videos or voice over to support, others will have instructions to help you and your child complete the activities.

Check-in	Regular Check-ins with class teacher	
Maths	Video Lesson with follow up activity daily	
English	Daily writing lesson with follow up activity daily. These may include video or audio links to support	
Reading	Daily Activity uploaded to Google Classroom	
RE	Weekly Activity uploaded to Google Classroom	
Science	Weekly Activity uploaded to Google Classroom	
Wellbeing	Weekly Activity uploaded to Google Classroom	
Wider Curriculum	Topic Activities uploaded to Google Classroom for children to access throughout the week. These will include weekly history, music, French and PE as well as additional whole school themed days throughout the half term.	
Story Time	Video of recorded story time or a link to an author/actor reading a story uploaded to Google Classroom for children to listen to and watch .	

Each day, your child will receive a daily timetable which structures their daily learning much like the example below:


### YEAR 6 DAILY TIMETABLE THURSDAY 14TH JANUARY

**MORNING TASK 8:45–9:00**  
Log onto Timestable Rockstars and continue to work hard improving your recall of your times table facts!




**LESSON 1: 9:00–9:30 - SPAG**  
Using the Oak Academy learning videos, complete the SPaG challenges: Non-finite Subordinate Clauses.


**LESSON 2: 9:30–9:45 - CLASS GOOGLE MEET**  
Join us and your friends for a class google meet where we will go through how online learning will work today, our timetable and what the expectations are.




**LESSON 3: 9:45–10:45 - WRITING**  
Based upon the story of the Watertower, we will be looking at Verb Forms. Follow the PowerPoint and then the video to help you with the verb forms grid. (Hint: I have done one of each for you!)




**LESSON 3: 10:45–11:00 - SPELLING**  
Log onto Spelling Shed and complete the spelling tasks.




**MATHS LESSON 5: 11:15–12:15 - MATHS**  
Watch the White Rose Maths teaching videos and then apply your learning to the task sheets for Subtract fractions.




**LESSON 6: 1:15–2:00 - GUIDED READING**  
Read the chapter 'First Day Jitters'. What does this chapter tell us? What is happening? Then answer the questions based upon this chapter.



**LESSON 7: 2:00–2:30 - SCIENCE**  
This week we're going to learn about how light reflects, you should be able to draw of you knowledge of light to help you with the tasks! The tasks are included in the Google Slides!



**FRENCH LESSON 8: 2:30–2:45–FRENCH**  
Something new for today! Go on to language angels, play the interactive game!  
**Amusez-vous!**



**CLASS READ: 2:45–3:00**  
Listen to the pre-recorded or live video of Mr Foster reading your class text. Comment on what you find out during this chapter.